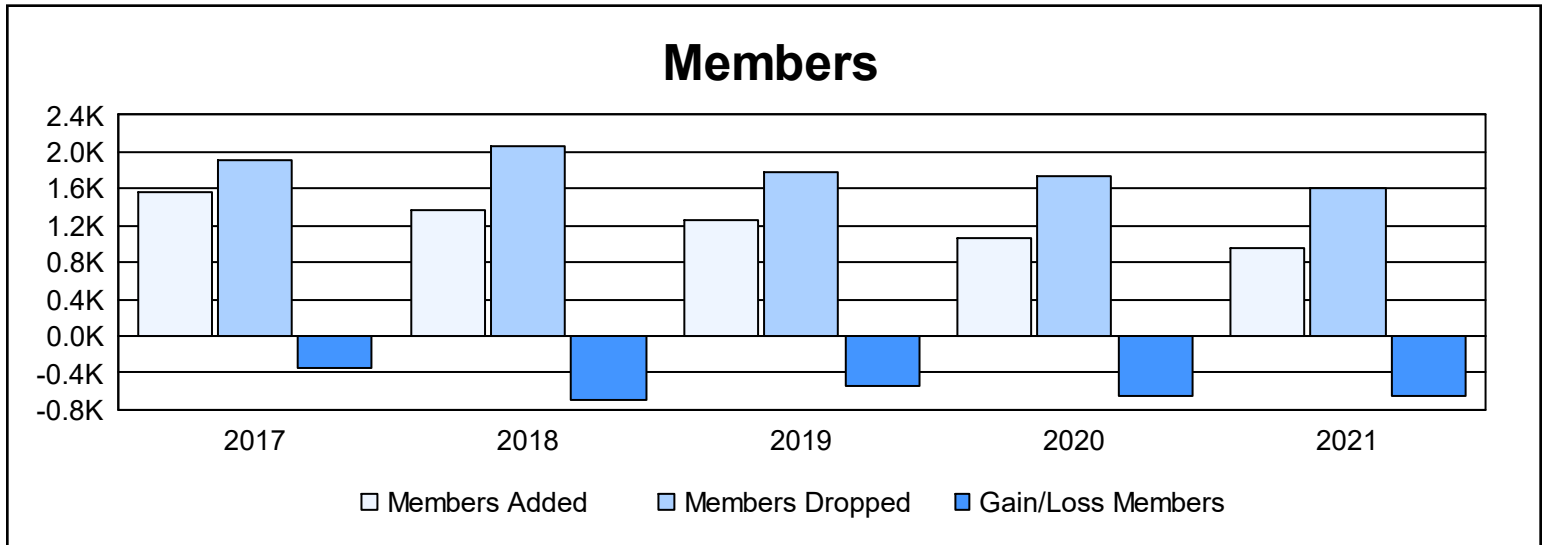
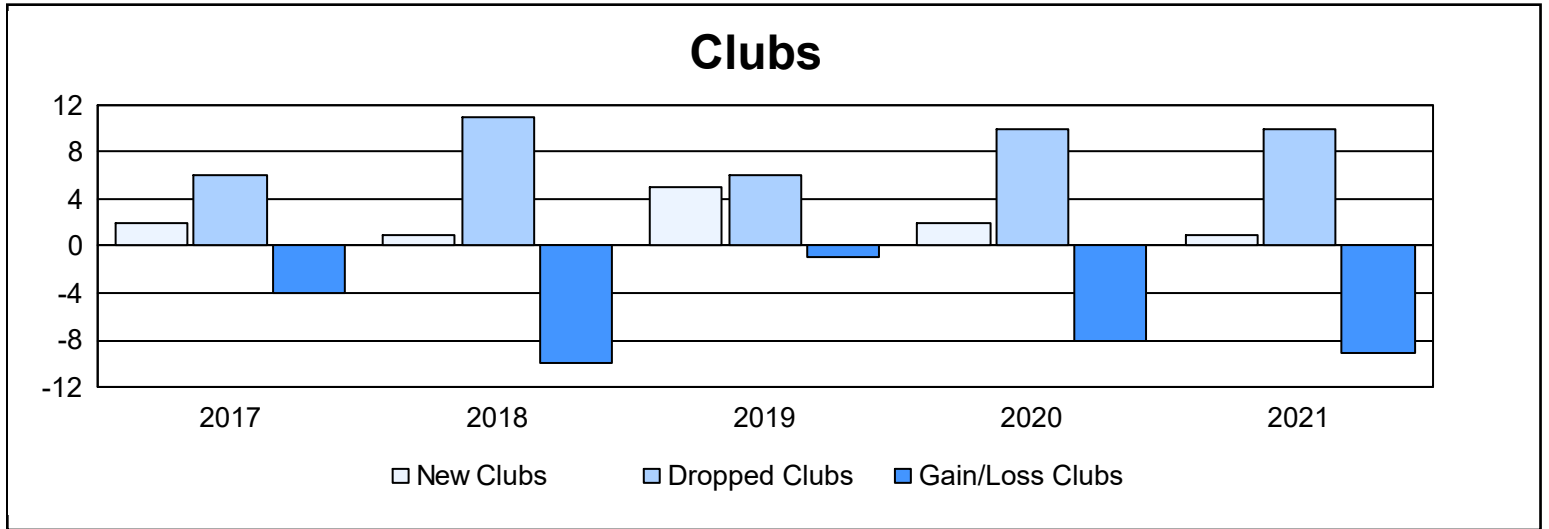
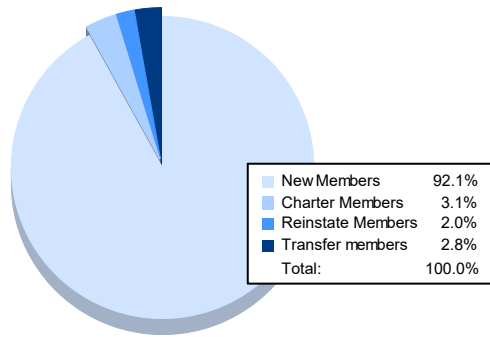


Year	New Clubs	Dropped Clubs	Gain/ Loss Clubs	New Members	Charter Members	Reinstate Members	Transfer Members	Total Member Added	Total Members Dropped	Gain/ Loss Members
2016-2017	2	6	-4	1,413	46	66	36	1,561	1,905	-344
2017-2018	1	11	-10	1,283	21	27	37	1,368	2,058	-690
2018-2019	5	6	-1	1,067	134	19	30	1,250	1,790	-540
2019-2020	2	10	-8	964	63	29	17	1,073	1,735	-662
2020-2021	1	10	-9	883	30	19	27	959	1,613	-654
<b>Average</b>	<b>2</b>	<b>9</b>	<b>-6</b>	<b>1,122</b>	<b>59</b>	<b>32</b>	<b>29</b>	<b>1,242</b>	<b>1,820</b>	<b>-578</b>



### Membership Composition June 2021 Cumulative



### Gender Composition June 2021 Cumulative

